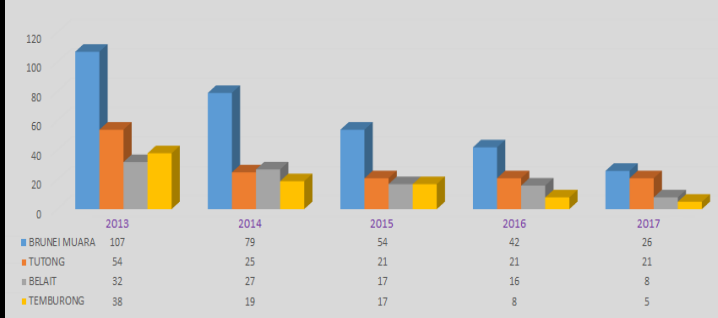


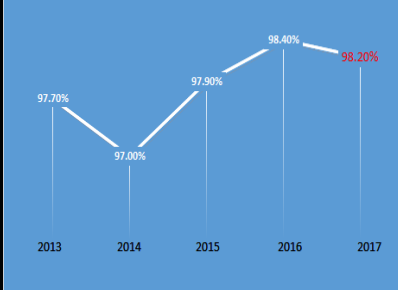
ORGANIZATIONAL PRIMARY KEY PERFORMANCE INDICATORS [KPIs]

No	INDICATOR	2013	2014	2015	2016	2017
1	Gangguan Bekalan Elektrik melebihi 1 Jam [Seluruh Negara] <i>Power Outage more than 1 hour [Statewide]</i>	191	167	126	98	71
2	Indeks Purata bagi Tempoh Gangguan Bekalan Elektrik Jam [Seluruh Negara] <i>SAIDI – System average interruption Duration Index [Statewide] mins/customer/year</i>	319.1	223.7	117.14	82.4	63.7
3	Indeks Purata bagi Kekerapan Gangguan Bekalan Elektrik Jam [Seluruh Negara] <i>SAIFI – System average interruption Frequency Index [Statewide]</i>	2.83	2.3	1.36	1.19	1.14
4	Gangguan Bekalan Elektrik melebihi 1 Jam [Bandar Seri Begawan] <i>Power Outage more than 1 hour [BSB Municipal]</i>	-	-	35	29	14
5	Indeks Purata bagi Tempoh Gangguan Bekalan Elektrik Jam [Bandar Seri Begawan] <i>SAIDI – System average interruption Duration Index [Bandar Seri Begawan]</i>	159	109.8	37.2	31.2	15.2
6	Indeks Purata bagi Kekerapan Gangguan Bekalan Elektrik Jam [Bandar Seri Begawan] <i>SAIFI – System average interruption Frequency Index [BSB Municipal]</i>	1.09	0.82	0.39	0.46	0.28
7	Reliability Sistem Penjanaan <i>Generation System Reliability</i>	97.7%	97.0%	97.9%	98.4%	98.2%
8	Perkhidmatan Jangka Panjang bagi Sistem Penjanaan bagi Tempoh [2012 – 2018] <i>Long Term Service Agreement (LTSA)</i>	3	3	3	3	3
9	Kedudukan Tempat WB bagi Permohonan Bekalan Elektrik (EoDB) <i>WB Ranking on Getting Electricity, GE (EoDB)</i>	-	-	76	21	24

COMPARISON OF POWER OUTAGES OF FOUR DISTRICT FOR MORE THAN ONE HOURS (2013 - 2017)



GENERATION SYSTEM RELIABILITY (2013 - 2017)



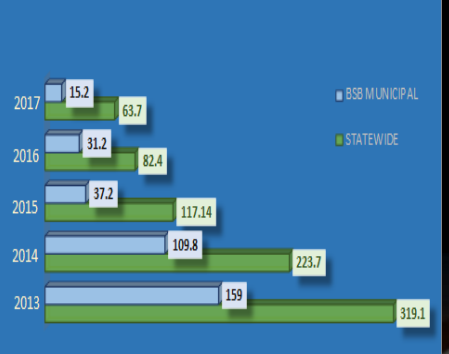
ORGANIZATIONAL SECONDARY KPIs

No	INDICATOR	2013	2014	2015	2016	2017
1	DES Overall Trained Staffs (Technical)	157	249	101	239	130
2	DES Overall Competent Staffs (Technical)	137	213	96	216	129
3	Brunei Muara District Outages > 1hr	107	79	54	42	26
4	Brunei Muara District - SAIDI mins/customer/year	128.7	104.8	32.7	29.5	19.5
5	Tutong District Outages > 1hr	54	25	21	21	21
6	Tutong District - SAIDI mins/customer/year	370.7	241.1	219.5	101.6	102.7
7	Belait District Outages > 1hr	32	27	17	16	8
8	Belait District - SAIDI mins/customer/year	226.5	328.3	131.1	44.4	43.7
9	Temburong District Outages > 1hr	38	19	17	8	5
10	Temburong District - SAIDI mins/customer/year	1930.4	1023.3	511.6	385.5	192.9
11	Transmission System > 1hr	21	17	17	17	11
12	Transmission System - SAIDI mins/customer/year	109.0	49.5	36.9	36.6	29.14
13	Belingus PS Reliability	99.6%	99.9%	99.8%	99.9%	93.06%

POWER OUTAGES MORE THAN 1 HOURS (2010 - 2017)



SAIDI BSB MUNICIPAL VS STATEWIDE



SAIFI STATEWIDE COMPARISON (2013- 2017)

